

# Columbia School District

## 2018-19 Accountability Dashboard

### INDICATOR I: STUDENT LEARNING

PROMOTION/RETENTION RATE			
GR	#PRO	%PRO	%RET
K	104	89%	11%
1	94	93%	7%
2	120	98%	2%
3	123	98%	2%
4	133	99%	1%
5	116	99%	1%
6	138	100%	0%
7	117	99%	1%
8	121	98%	2%
<b>Totals:</b>	<b>1066</b>	<b>97%</b>	<b>3%</b>

CHS Average GPA for MHSAA Students

**3.11**

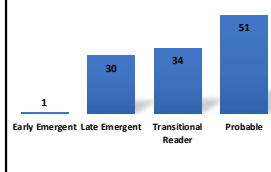
#### Food Services

903 - Free students  
110 - Reduced students  
201,093 - Student lunches served  
113,616 - Student breakfasts served

#### Transportation

Operate 15 Regular Routes  
Operate 2 Special Needs Routes  
Operate 1 Alternative Route  
Transport approx. 655 students in the morning  
Transport approx. 705 students in the afternoon  
Travel approx. 683 miles daily on regular routes  
Travel approx. 130 daily on special needs routes  
Currently employ: 17 drivers, 1 mechanic, 1 mechanic helper

#### MKAS2: KINDERGARTEN



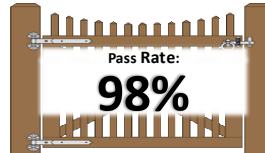
#### MKAS: Kindergarten Post-test

	Fall	Spring	Gains
CPS	478	739	261
State	501	711	210

#### AVERAGE DAILY ATTENDANCE

MONTH	%ADA
AUG	96.1%
SEPT	
OCT	95.5%
NOV	95.2%
DEC	90.7%
JAN	95.2%
FEB	95.2%
MAR	94.2%
APR	94.5%
MAY	90.5%
<b>Average</b>	<b>94.1%</b>

#### THIRD GRADE READING GATE



#### Participation in Athletics & Activities

CHS: 308  
JMS: 288  
Two STATE Championships!

#### 2019 Accountability Ratings

##### DISTRICT - B

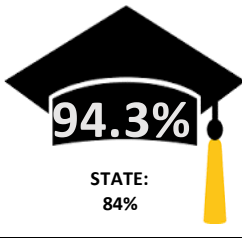
CHS - B    JMS - C  
CES - B    CPS - B

#### National Board Certified

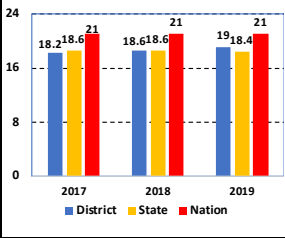
Teachers	Counselors
CHS: 1	CHS: 2
JMS: 0	JMS: 0
CES: 3	CES: 0
CPS: 4	CPS: 0

### INDICATOR I(cont.): COLLEGE AND CAREER READINESS

#### 4-YEAR COHORT GRADUATION RATE



#### AVERAGE COMPOSITE ACT SCORE (out of 36)

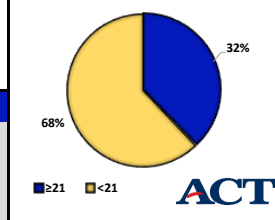


Scholarships  
**\$3.4 Million**

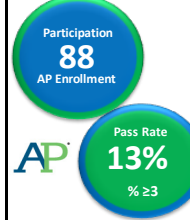
#### Dual Enrollment

72 Students  
134 Courses  
98% Scored C or Higher

#### % OF STUDENTS SCORING ≥21 ON THE ACT



#### ADVANCED PLACEMENT

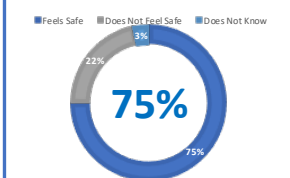


#### Student Devices

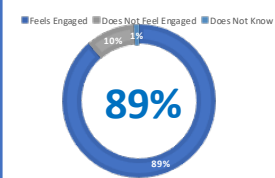
CHS: 558  
JMS: 607  
CES: 558  
CPS: 456



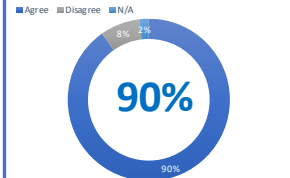
#### SCHOOL SAFETY



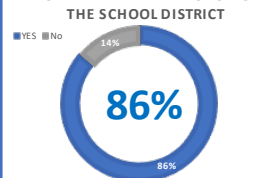
#### STUDENT ENGAGEMENT



#### APPROPRIATE INSTRUCTIONAL TECHNOLOGY

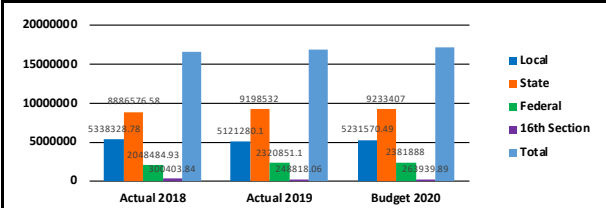


#### AGREE WITH THE DIRECTION OF THE SCHOOL DISTRICT



### INDICATOR V: FINANCIALS

#### FUNDING SOURCES



#### EXPENDITURES PER PUPIL

